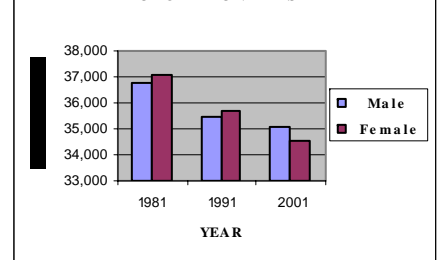




# Statistics At A Glance 2005

POPULATION BY SEX



## Contact The Central Statistical Office

For More Information.....

External Trade Statistics

Travel Statistics

Consumer Price Index

National Accounts

Economic Indicators

Balance of Payments

Population Statistics

Millennium Development Goals

Demographic Statistics

Education Statistics

Environmental Statistics

Social & Gender Statistics

Statistical Digest

Central Statistical Office  
Ministry of Finance  
Kennedy Avenue  
Tel (767) 448 2401 Ext 3400-3407  
Fax: (767) 449 9128  
Email: csoda@cwdom.dm

GROSS DOMESTIC PRODUCT (EC\$ mn) (Current Prices)	2002	2003	2004
Agriculture	102.1	106.2	114.5
Mining & Quarrying	3.9	4.6	5.3
Manufacturing	44.5	46.5	49.4
Electricity & Water	36.9	36.9	39.3
Construction	39.2	46.0	52.8
Wholesale & Retail	69.7	73.2	77.2
Hotel & Restaurant	15.1	15.1	17.2
Transport & Comm.	84.9	75.0	83.4
Bank & Insurance	64.8	65.6	70.2
Government Services	133.0	127.8	124.0
Real Estate & Other	21.8	22.2	22.7
Imputed Serv. Charge	55.5	48.3	54.2
<b>TOTAL GDP</b>	<b>575.2</b>	<b>581.1</b>	<b>612.4</b>

GDP Market Prices	496.6	507.4	541.9
GDP per capita (EC\$)	7112	7268	7763
Real Growth Rate (%)	-4.01	2.18	6.79

GOVERNMENT REVENUE/EXPENDITURE (EC\$mn)	2002	2003	2004
---	------	------	------

<b>TOTAL REVENUE &amp; GRANTS</b>	<b>208.9</b>	<b>238.9</b>	<b>300.5</b>
Capital Revenue	1.8	1.4	2.6
Grants	14.0	33.2	63.3
Recurrent Revenue	192.9	204.3	234.6
Direct Taxes	41.6	45.2	39.2
Indirect Taxes	117.8	132.3	161.3
Property Income	2.6	1.9	4.7
Other current Rev.	30.9	24.9	29.4

<b>TOTAL EXPENDITURE</b>	<b>268.9</b>	<b>251.6</b>	<b>299.9</b>
Capital Exp. & Net Lending	39.7	41.4	81.5
Recurrent exp.	229.2	210.2	218.4
Personal Emoluments, Pension, Gratuities	123.9	115.6	109.3
Interest on Loans	37.4	29.8	36.9
Other recur. exp	67.9	64.8	72.2

BALANCE OF PAYMENTS (EC\$mn)	2002	2003	2004
------------------------------	------	------	------

<b>CURRENT ACCOUNT</b>			
Exports (FOB)	117.76	110.73	115.67
Imports (CIF)	276.35	283.10	344.88
Services (net)	69.72	90.83	118.28
Income (net)	-66.5	-57.64	-83.01
Transfers (net)	36.82	34.46	45.22

CAPITAL ACCOUNT AND FINANCIAL ACCOUNT (EC\$mn)	2002	2003	2004
--	------	------	------

<b>Capital Account</b>	<b>55.33</b>	<b>50.70</b>	<b>72.44</b>
<b>Financial Account</b>			
Foreign Direct Inv. (net)	47.76	78.43	64.13
Portfolio Investment (net)	32.69	9.38	-6.66
Other Investment (net)	-31.96	-33.88	-27.29

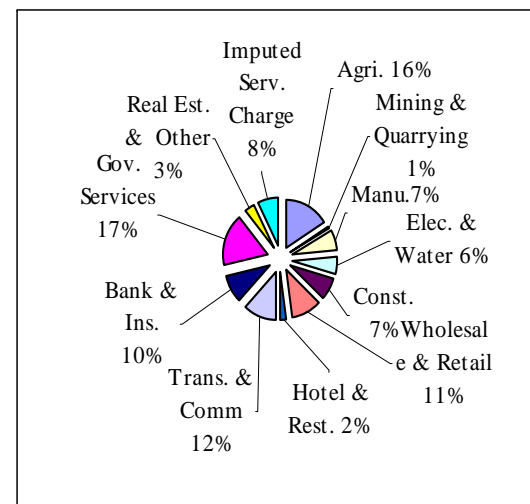
<b>OVERALL BALANCE</b>	<b>33.85</b>	<b>7.34</b>	<b>-18.56</b>
------------------------	--------------	-------------	---------------

EXTERNAL DEBT (EC\$mn)	2002	2003	2004
	544.1	591.1	563.4

MONEY & BANKING (EC\$mn)	2002	2003	2004
MONEY SUPPLY (M <sub>2</sub> ) \$mn	106.6	107.9	111.2
Money supply (M <sub>1</sub> )	442.6	446.6	475.7

ASSETS OF COMMERCIAL BANKS (EC\$mn)	2001	2002	2003
<b>TOTAL ASSETS</b>	<b>802.9</b>	<b>904.9</b>	<b>937.9</b>
Cash	13.2	16.5	16.7
Deposits with Central Bank	45.2	81.6	64.9
Balances due from the other Banks	37.7	63.6	89.0
Loans & Advances	546.7	529.0	505.8
Investments	45.5	43.2	64.1
Foreign & other	114.6	171.0	197.4

LIABILITIES OF COMMERCIAL BANKS (EC\$mn)	2001	2002	2003
<b>TOTAL LIABILITIES</b>	<b>802.9</b>	<b>904.9</b>	<b>937.9</b>
Demand Deposits	109.5	161.1	161.6
Time Deposits	189.0	210.6	209.6
Savings	334.6	342.5	379.9
Foreign Currency Deposits	17.9	24.5	46.8
Balance due to Central Bank	0	0	0
Other Banks	40.0	52.9	26.6
Foreign & Other Liabilities	111.9	113.3	113.4

Gross Domestic Products - 2004<sup>P</sup>

Region: Eastern Caribbean  
 Latitude: 15° 18' W  
 Longitude: 61° 22' W  
 Surface Area: 751km<sup>2</sup>

Roads: 853km (529 miles) of roadway, (2005)  
 605km (375 miles) paved (2005)

Physical Features:  
 High Volcanic peaks—including:  
 Morne Diablotin 1730m (4747 ft)  
 Morne Trois Pitons 1424m (4670ft)  
 Waterfalls, boiling lake, fresh water lakes,  
 numerous rivers

Pop Density: 93 persons per km<sup>2</sup>  
 Capital City: Roseau  
 Languages: English, French Patois  
 Currency: Eastern Caribbean Dollar  
 Exchange Rate: (US\$): 2.7169

**CLIMATE**

	Units	2001	2002	2003
Mean Air Temperature				
Maximum	0°c	29.5	29.7	29.6
Minimum	0°c	25.1	25.1	24.6
Atmospheric Pressure				
	mbs	1014.9	1026.2	1025.9

Average Monthly Rainfall

	mm	2356	2378	2586
Marigot				
Canefield		1523	1476	1615

Average Sunshine per day

	hs	9.64	9.58	8.33
--	----	------	------	------

**POPULATION:**

	1981	1991	2001
Dominica			
Male	36,754	35,471	35,073
Female	37,041	35,712	34,552
Total	73,795	71,183	69,625

	7,846	7,482	7,068
Roseau			
Male			
Female	8,867	8,479	7,779

	1,519	1,320	1,484
Portsmouth:			
Male			
Female	1,501	1,296	1,493

Sex Ratio: (1014 males per 1000 females): 1013.7

**NON-INSTITUTIONAL POPULATION**

	1981	1991	2001
	%	%	%
<b>RACE</b>			
Black	91.2	89.1	86.8
Mixed	6.0	7.2	8.9
Amerindian	1.5	2.4	2.9
White	0.5	0.4	0.8
Others	0.5	0.7	0.3

**RELIGION**

	1981	1991	2001
	%	%	%
Roman Catholic	76.9	70.0	61.5
Seventh Day Adv.	3.2	4.7	6.0
Pentecostal	2.9	4.3	5.6
Methodist	5.0	4.2	3.8
Baptist	2.3	2.8	4.1
Anglican	0.8	0.7	0.6
Other	8.9	13.3	17.4

**POPULATION AND VITAL STATISTICS**

	2003	2004	2005
Crude birth rate	15.0	15.1	14.3
Crude death rate	7.9	7.9	8.1
Infant mortality	18.9	13.1	12.9
Rate of Nat. Inc.	7.1	7.2	6.2

NOTE: Rate are per 1000

2003 Age Structure:

	0-19	20-59	60 & Over
			38.7
			47.6
			12.2

Intercensal avg annual growth (%)

	1981-1991	1991/2001
	-0.37	-0.21

**LABOUR FORCE**

	1991	2001
Registered Employers	1715	1235
	26364	27865

**TOTAL UNEMPLOYMENT RATE (%)**

	1997	1999	2001
Both sexes	23.1	15.7	11.6
Male	19.6	13.1	11.9
Female	27.2	19.4	9.5

**EDUCATION:**

	01/02	02/03	03/04
<b>Students enrolled in Gov't, Private &amp; Assisted Schools</b>			
Pre-Schools	2144	1608	1812
Primary	11185	10632	9872
High Schools	7500	7456	7206
College	877	1400	1417

**ALL SCHOOLS:**

	01/02	02/03	03/04
Repetition Rate	7.2	5.1	5.8
Drop-out Rate	0.9	1.0	0.8
Progression Rate	91.9	93.9	93.4

**PRICES** (Jan 2001 = 100)

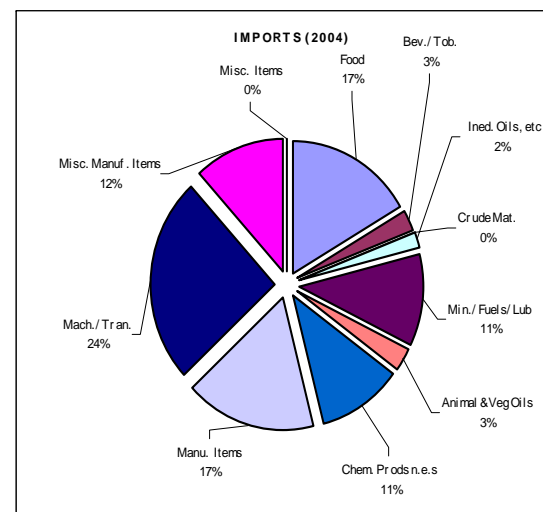
	2001	2002	2003	2004
Retail Prices	100.46	100.64	102.07	104.54
Food Index	100.91	102.46	102.85	105.72
Inflation Rate	1.57	0.18	1.42	2.42

**BALANCE OF TRADE (EC\$'MN)**

	2002	2003	2004
Imports	355.0	314.0	345.4
Exports	118.0	115.2	108.0
Domestic Exp.	112.5	106.3	104.3
Re-Exports	5.1	8.9	3.7
Balance	-237.0	-199.0	-237.4

**OVERSEAS TRADE (EC\$'000)**

	2003		2004	
	Imp	Dom Exp.	Imp.	Dom Exp.
Food	60609	34149	64901	38578
Beverages/Tobacco	8814	2565	10014	2408
Crude Material/ Inedible Oils, etc	5861	4611	7816	6206
Mineral/Fuels/Lub.	37252	-	43459	-
Animal & Veg Oils	11235	-	62477	10629
Chem. Prods n.e.s	39217	62477	43634	59317
Manufactured Items	57424	40	66610	33
Machine/Transport	78722	45	98775	35
Misc. Manuf. Items	44731	394	46131	474
Misc. Items	545	-	32	-
<b>TOTAL</b>	<b>345449</b>	<b>104282</b>	<b>392031</b>	<b>107051</b>



**CONSTRUCTION**

	2002	2003	2004
No. of Starts	133	117	149
Value of Starts (\$mn)	32.77	31.14	37.87

**ELECTRICITY CONSUMED**

(million kwh)	2002	2003	2004
	81.0	80.0	77.0

**WATER CONSUMED**

(EC\$'MN)	2002	2003	2004
	11.3	11.2	12.3

**MOTOR VEHICLES**

	2002	2003	2004
Licensed	14731	15642	16674
Registered	13902	14776	15797
Road Accidents	846	980	1169
Persons Injured	73	93	28
Road Fatalities	2	1	9

**Aircraft :**

Movements	2002	2003	2004
	15118	14308	14283

**Air Cargo ('000kgs)**

	2002	2003	2004
Set Down	430	376	467
Picked Up	200	147	207

**Air Mail ('000kgs)**

	2002	2003	2004
Set Down	35	31	34
Picked Up	14	16	14

**TRAVEL**

	2002	2003	2004
Passenger Arrivals	109383	116308	122288
Visitor Arrivals	70867	77118	82664
Passenger Departures	105707	108321	112114
Cruiseship Arrivals	136859	177044	383614
Cruiseship Calls	187	206	299

Estimated Visitor Expenditure

(EC\$mn)	2002	2003	2004
	122.94	141.36	163.70

**Visitor Accommodation:**

**Number of Rooms**

	2001	2002	2003
Hotel	571	571	571
Guest Houses	218	230	230
Apartment/Cottages	130	130	130