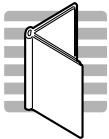


Solaris™ 9 12/02 Installation Roadmap

This document is a guide to the DVD, CDs and documents involved in installing the Solaris™ 9 12/02 software. Unless otherwise specified, this document refers to both DVDs and CDs as “discs”.

Some CDs in this Solaris 9 12/02 kit are not mentioned in this document, but provide additional software for your convenience. Those products do not need to be installed for your system to use the Solaris operating environment. To install and use those products, read the documentation associated with those CDs.



Beginning Your Solaris Installation

The best way to begin your installation of Solaris 9 software is by reading the *Start Here* document in the media kit. Read these instructions to decide which type of Solaris installation is right for you.

You can choose the Solaris Web Start installation procedure or the traditional Solaris Interactive Installation procedure.

- If you choose to use the Solaris Web Start installation procedure, the information you need is in the *Start Here* document and in instructions that appear when you use the Solaris 9 12/02 Installation CD or the Solaris 9 12/02 Operating Environment on DVD-ROM. More detailed information about this process is in the *Solaris 9 Installation Guide*.
- If you decide to use the Solaris Interactive Installation procedure, it runs directly from the Solaris 9 12/02 Software (1 of 2) CD. If you need to know more about Solaris software and other software products before installing them, read the rest of the sections of this roadmap. (There are special software installation procedures for some systems in the *Solaris 9 12/02 Sun Hardware Platform Guide*.)

The Solaris Web Start installation procedure installs software from the two Solaris 9 12/02 Software CDs, the Solaris 9 12/02 Languages CD, one or more of the Solaris 9 12/02 Documentation CDs, and the Solaris 9 12/02 Software Supplement CD. If you are using the Solaris 9 12/02 Operating Environment DVD, the equivalents of all these CDs are installed from that disc.

Some CDs provided in this kit might not be installed through the Solaris Web Start process. To install that software, follow the instructions in the documents associated with each CD.

DVD and CDs

This section describes the discs contained in the media folder of the Solaris 9 12/02 kit. The description of each disc identifies the major pieces of software on it and points to the documents that contain installation instructions for each software product.

Note – You must install the Solaris 9 operating environment before installing any of the other software that comes with it.



Solaris 9 12/02 Operating Environment DVD

Your kit includes a DVD. This DVD contains the equivalent content of the following CDs: the Solaris 9 12/02 Installation (SPARC Platform Edition) CD, the Solaris 9 12/02 Software (SPARC Platform Edition) CDs (1 of 2 and 2 of 2), the Solaris 9 12/02 Languages (SPARC Platform Edition) CD, the Solaris 9 12/02 Documentation CDs (1 of 2 and 2 of 2), and the Solaris 9 12/02 Software Supplement CD.

Note – If your system has a DVD-ROM drive, you may need to install a patch before you can boot from a DVD. For more details, see the *Solaris 9 12/02 Release Notes Supplement for Sun Hardware*.

If you are able to install from this DVD, you will not need to use those separate CDs. However, there is additional software that is supplied only on separate CDs, such as the Solaris Software Companion CD, that is not included on the DVD.



Solaris 9 12/02 Installation (SPARC Platform Edition) CD

This CD is the starting point for the Solaris Web Start installation method. You can use this CD to begin an installation of software contained in this kit on both desktop and server systems.

TO INSTALL: First, be sure to read about any known problems described in the *Solaris 9 12/02 Release Notes*, the *Solaris 9 12/02 Installation Release Notes*, and the *Solaris 9 12/02 Release Notes Supplement for Sun Hardware*.

Read the “Supported Sun Hardware” chapter in the *Solaris 9 12/02 Sun Hardware Platform Guide* to determine if your Sun™ hardware supports this Solaris release. Then read that document and the *Solaris 9 12/02 Release Notes Supplement for Sun Hardware* to determine if there are special installation instructions for your hardware.

For more installation information, see the *Solaris 9 Installation Guide*.



Solaris 9 12/02 Software (SPARC Platform Edition) CDs

This pair of CDs contains the primary Solaris operating environment software. You can use the bootable CD (labeled “1 of 2”) as the starting point for installation methods other than Solaris Web Start. The pair of CDs contains the Solaris 9 12/02 operating environment, which includes the SunOS™ and Common Desktop Environment (CDE) software. It also contains Netscape™ Communicator™ software.



Some additional software products are provided in a directory named `EA` on the Solaris 9 12/02 Software 2 of 2 CD.

TO INSTALL: If you use the Solaris 9 12/02 Installation CD, contents of the Solaris 9 12/02 Software CDs will be installed automatically. If you decide to install the Solaris operating environment software directly from the Solaris 9 12/02 Software 1 of 2 CD, see the *Solaris 9 Installation Guide*. If you want to install a software product from the `EA` directory, follow the instructions in the files provided with that product.



Solaris 9 12/02 Languages (SPARC Platform Edition) CD

This CD contains message files and other software in languages other than English. The appropriate contents are installed from this CD if you configure your system to use a non-English locale.

TO INSTALL: If you use the Solaris 9 12/02 Installation CD, any software needed from the Solaris 9 12/02 Languages CD is installed automatically.



Solaris 9 12/02 Documentation CDs

Your kit contains two Documentation CDs. Each contains documentation sets in PDF and HTML formats for different language groupings.



The documentation sets provide manuals for users, administrators, and developers.

TO INSTALL: If you use the Solaris 9 12/02 Installation CD, any software needed from the Solaris 9 12/02 Documentation CDs is installed automatically. To install any of the software and documentation sets separately, see the *Solaris 9 Installation Guide*. You also can read the PDF and HTML manuals directly from the disc.



Solaris 9 12/02 Software Supplement CD

This CD is known as the “Supplement CD.” It contains additional software for use on Sun hardware products. These software products include:

- Java™ 3D 1.2.1_04 software
- OpenGL® 1.2.3 graphics library runtime software
- PC launcher 1.0.2 software
- ShowMe TV™ 1.3 video viewing and broadcasting software
- SunForum™ 3.1 data conferencing software
- SunATM™ 5.1 driver
- SunFDDI™ P 3.0 drivers for PCI bus, SunFDDI S 7.0 drivers for SBus
- SunHSI/P™ 3.0 driver for PCI bus, SunHSI/S™ 3.0 driver for SBus
- Sun Remote System Control 2.2.1 (RSC) software
- SunVTST™ 5.1 diagnostic software
- Sun Enterprise™ 10000 System Service Processor 3.5 (SSP) software
- Sun Enterprise 10000 Capacity On Demand 1.0 software
- Sun Fire™ System Management Services 1.2 software
- Lights Out Management 2.0 software
- Netra™ ct Platform 1.0 software
- Netra t11xx Alarms 2.0 software
- WDR 1.0 software
- Solaris 9 12/02 on Sun Hardware Documentation set, which includes online manuals in PDF and HTML formats about using the software on this CD, and additional manuals about using this Solaris release on Sun hardware products

This CD may also contain patches needed by some systems, such as a firmware patch that enables some older DVD drives to boot this Solaris release from DVD media.

TO INSTALL: For most software on this CD, read the “Installing Software from the Solaris 9 12/02 Software Supplement CD” chapter in the *Solaris 9 12/02 Sun Hardware Platform Guide*. For the SSP 3.5 software, see the *Sun Enterprise 10000 SSP 3.5 Installation Guide and Release Notes* in the online Solaris 9 12/02 on Sun Hardware Documentation set.



Solaris Software Companion CD

This CD contains a collection of Linux applications and other Free and Open Source software for the Solaris 9 12/02 operating environment. For more information, please visit this site: <http://www.sun.com/software/solaris/freeware>. The contents of this CD are not included in the Solaris 9 12/02 Operating Environment DVD.

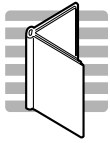
Note – This software is not supported and no warranty of any kind is offered. Some portions of the software are provided with notices and/or licenses from other parties which govern the use of those portions. Though support and assistance with this software are not provided by Sun Microsystems, support is widespread and found in many places such as newsgroups and web sites.

TO INSTALL: Insert this CD when you are prompted during the Solaris 9 12/02 installation process about installing additional products. Or you can install software at any time by inserting this CD and running the install wizard provided on the CD.

Installation Documents

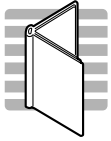
This section describes the documents used to install software contained in the Solaris 9 12/02 media kit. Many of these manuals are available in online form on CDs in this kit or at <http://docs.sun.com>.

Note – Only documents that are needed for installation of the main Solaris software are listed here. There are other documents in the kit that are not related to installing software contained on the CDs in the media folder.



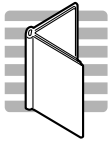
Start Here

This document provides concise instruction for installing Solaris 9 software from a DVD or from CDs. It helps you decide which installation method to use. It also explains how to begin some of the simpler installation procedures.



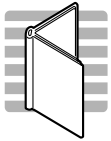
Solaris 9 12/02 Release Notes

This document includes installation news, product bug descriptions, information about new features, patches, and end-of-feature statements. The online release notes are available in several formats on the Solaris 9 12/02 Documentation CDs and in its most up-to-date edition at the <http://docs.sun.com> website.



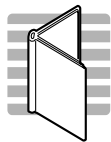
Solaris 9 12/02 Installation Release Notes

This document focuses on news, problems, and solutions that may affect installation of this Solaris release. It may include some information that is more up-to-date than the main *Solaris 9 12/02 Release Notes* document.



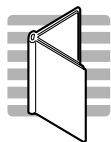
Solaris 9 12/02 Release Notes Supplement for Sun Hardware

This document includes additional bug descriptions and news that apply to installing and using this Solaris release on Sun hardware products. It also provides release notes for software provided on the Solaris 9 12/02 Software Supplement CD. It is available at the <http://docs.sun.com> website, but not on discs contained in this kit.



Solaris 9 12/02 Sun Hardware Platform Guide

This document provides information about Sun hardware that is supported by this Solaris release. It also describes the software contained on the Solaris 9 12/02 Software Supplement CD and explains how to install that software. It is available online in the Solaris 9 12/02 on Sun Hardware Documentation set on the Solaris 9 12/02 Software Supplement CD.



Solaris 9 Installation Guide

This document describes in detail how to install and upgrade Solaris software.

This document also describes how to install Solaris software on servers and clients in a network environment. It provides examples of using the custom JumpStart™ utility to automate installations. It is available on the Solaris 9 Documentation CD in the Solaris 9 12/02 Installation set.

Copyright 2002 Sun Microsystems, Inc., 4150 Network Circle, Santa Clara, CA 95054 U.S.A. All rights reserved.

Sun Microsystems, Inc. has intellectual property rights relating to technology embodied in this product. In particular, and without limitation, these intellectual property rights may include one or more of the U.S. patents listed at <http://www.sun.com/patents> and one or more additional patents or pending patent applications in the U.S. and other countries.

This product or document is distributed under licenses restricting its use, copying distribution, and decompilation. No part of this product or document may be reproduced in any form by any means without prior written authorization of Sun and its licensors, if any.

Third-party software, including font technology, is copyrighted and licensed from Sun suppliers.

Parts of the product may be derived from Berkeley BSD systems, licensed from the University of California. UNIX is a registered trademark in the U.S. and in other countries, exclusively licensed through X/Open Company, Ltd.

Sun, Sun Microsystems, the Sun logo, Solaris, Answerbook, Netra, SunVTS, SunFDDI, Sun HSI/P, Sun HSI/S, SunForum, Sun ATM, Java 3D, ShowMe TV, Sun StorEdge, Sun Blade, Sun Fire, and Sun Enterprise are trademarks or registered trademarks of Sun Microsystems, Inc. in the U.S. and other countries.

All SPARC trademarks are used under license and are trademarks or registered trademarks of SPARC International, Inc. in the U.S. and other countries. Products bearing SPARC trademarks are based upon architecture developed by Sun Microsystems, Inc.

The Adobe® logo and the PostScript logo are trademarks or registered trademarks of Adobe Systems, Incorporated.

The OPEN LOOK and Sun™ Graphical User Interface was developed by Sun Microsystems, Inc. for its users and licensees. Sun acknowledges the pioneering efforts of Xerox in researching and developing the concept of visual or graphical user interfaces for the computer industry. Sun holds a non-exclusive license from Xerox to the Xerox Graphical User Interface, which license also covers Sun's licensees who implement OPEN LOOK GUIs and otherwise comply with Sun's written license agreements.

Use, duplication, or disclosure by the U.S. Government is subject to restrictions set forth in the Sun Microsystems, Inc. license agreements and as provided in DFARS 227.7202-1(a) and 227.7202-3(a) (1995), DFARS 252.227-7013(c)(1)(ii) (Oct. 1998), FAR 12.212(a) (1995), FAR 52.227-19, or FAR 52.227-14 (ALT III), as applicable.

For SunForum™ 3.1, the following notice applies: Copyright© DATA CONNECTION LIMITED 2000; TELES AG 2000; Portions of this software are Copyright© 1996-1998 RADVision Ltd. DATA CONNECTION is a registered trademark of DATA CONNECTION LIMITED in the U.S. And other countries.

For ShowMe TV™ 1.3: Portions of this software may contain third party code recognized as follows:

Copyright© 1990-93 GROUPE BULL

Copyright© 1992 by Stichting Mathematisch Centrum, Amsterdam, The Netherlands. All Rights Reserved

Copyright© 1992, 1993, 1994 by Jutta Degener and Carsten Bormann, Technische Universitaet Berlin

Copyright© 1993-1994 The Regents of the University of California. All rights reserved.

For OpenGL 1.2.3: OpenGL® is a registered trademark of Silicon Graphics, Inc in the U.S. and other countries.

For Sun Enterprise™ 10000 COD: Derived from the RSA Data Security, MD5 Message Digest Algorithm.

DOCUMENTATION IS PROVIDED "AS IS" AND ALL EXPRESS OR IMPLIED CONDITIONS, REPRESENTATIONS AND WARRANTIES, INCLUDING ANY IMPLIED WARRANTY OF MERCHANTABILITY, FITNESS FOR A PARTICULAR PURPOSE OR NON-INFRINGEMENT, ARE DISCLAIMED, EXCEPT TO THE EXTENT THAT SUCH DISCLAIMERS ARE HELD TO BE LEGALLY INVALID.

Copyright© 2002 Sun Microsystems, Inc., 4150 Network Circle, Santa Clara, CA 95054, Etats-Unis. Tous droits réservés.

Sun Microsystems, Inc. a les droits de propriété intellectuels relatants à la technologie incorporée dans ce produit. En particulier, et sans la limitation, ces droits de propriété intellectuels peuvent inclure un ou plus des brevets américains énumérés à <http://www.sun.com/patents> et un ou les brevets plus supplémentaires ou les applications de brevet en attente dans les États - Unis et les autres pays.

Ce produit ou document est protégé par un copyright et distribué avec des licences qui en restreignent l'utilisation, la copie, la distribution, et la décompilation. Aucune partie de ce produit ou document ne peut être reproduite sous aucune forme, par quelque moyen que ce soit, sans l'autorisation préalable et écrite de Sun et de ses bailleurs de licence, s'il y en a.

Le logiciel détenu par des tiers, et qui comprend la technologie relative aux polices de caractères, est protégé par un copyright et licencié par des fournisseurs de Sun.

Des parties de ce produit pourront être dérivées des systèmes Berkeley BSD licenciés par l'Université de Californie. UNIX est une marque déposée aux Etats-Unis et dans d'autres pays et licenciée exclusivement par X/Open Company, Ltd.

Sun, Sun Microsystems, the Sun logo, Solaris, Answerbook, Netra, SunVTS, SunFDDI, Sun HSI/P, Sun HSI/S, SunForum, Sun ATM, Java 3D, ShowMe TV, Sun StorEdge, Sun Blade, Sun Fire, and Sun Enterprise sont des marques de fabrique ou des marques déposées de Sun Microsystems, Inc. aux Etats-Unis et dans d'autres pays.

Toutes les marques SPARC sont utilisées sous licence et sont des marques de fabrique ou des marques déposées de SPARC International, Inc. aux Etats-Unis et dans d'autres pays. Les produits portant les marques SPARC sont basés sur une architecture développée par Sun Microsystems, Inc.

Le logo Adobe® et le logo PostScript sont des marques de fabrique ou des marques déposées de Adobe Systems, Incorporated.

L'interface d'utilisation graphique OPEN LOOK et Sun™ a été développée par Sun Microsystems, Inc. pour ses utilisateurs et licenciés. Sun reconnaît les efforts de pionniers de Xerox pour la recherche et le développement du concept des interfaces d'utilisation visuelle ou graphique pour l'industrie de l'informatique. Sun détient une licence non exclusive de Xerox sur l'interface d'utilisation graphique Xerox, cette licence couvrant également les licenciées de Sun qui mettent en place l'interface d'utilisation graphique OPEN LOOK et qui en outre se conforment aux licences écrites de Sun.

La notice suivante est applicable à SunForum™ 3.1: Copyright© DATA CONNECTION LIMITED 2001; TELES AG 2000. Des parties de ce produit logiciel sont protégées par Copyright© 1996-1998 RADVision Ltd. DATA CONNECTION est une marque déposée de DATA CONNECTION LIMITED aux Etats-Unis et dans d'autres pays.

Pour ShowMe TV™ 1.3: Des parties de ce produit logiciel peuvent contenir un code tiers indiqué comme suit :

Copyright© 1990-93 GROUPE BULL

Copyright© 1992 by Stichting Mathematisch Centrum, Amsterdam, The Netherlands. Tous droits réservés

Copyright© 1992, 1993, 1994 by Jutta Degener and Carsten Bormann, Technische Universitaet Berlin

Copyright© 1993-1994 The Regents of the University of California. Tous droits réservés

Pour OpenGL 1.2.3: OpenGL® est une marque déposée de Silicon Graphics, Inc.

Pour Sun Enterprise™ 10000 COD: Dérivé de RSA Data Security, MD5 Message Digest Algorithm.

LA DOCUMENTATION EST FOURNIE "EN L'ETAT" ET TOUTES AUTRES CONDITIONS, DECLARATIONS ET GARANTIES EXPRESSES OU TACITES SONT FORMELLEMENT EXCLUES, DANS LA MESURE AUTORISEE PAR LA LOI APPLICABLE, Y COMPRIS NOTAMMENT TOUTE GARANTIE IMPLICITE RELATIVE A LA QUALITE MARCHANDE, A L'APTITUDE A UNE UTILISATION PARTICULIERE OU A L'ABSENCE DE CONTREFAÇON.

