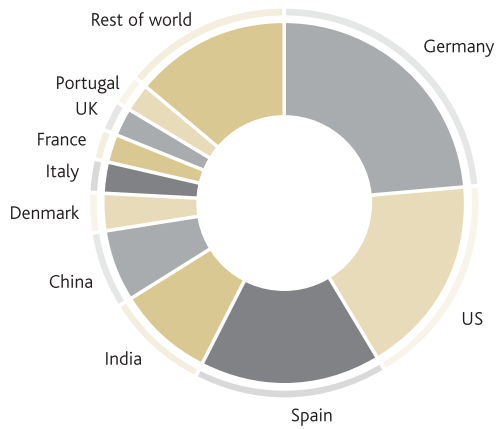
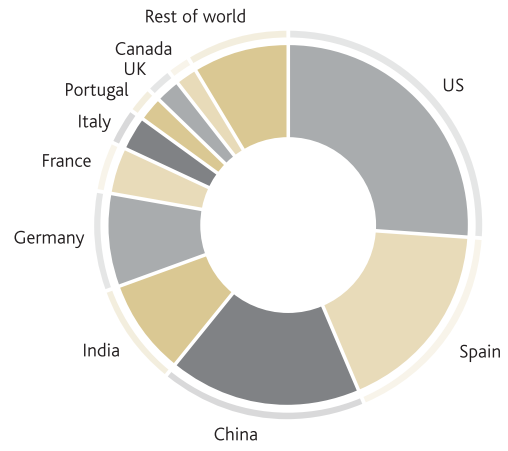


TOP 10 TOTAL INSTALLED CAPACITY



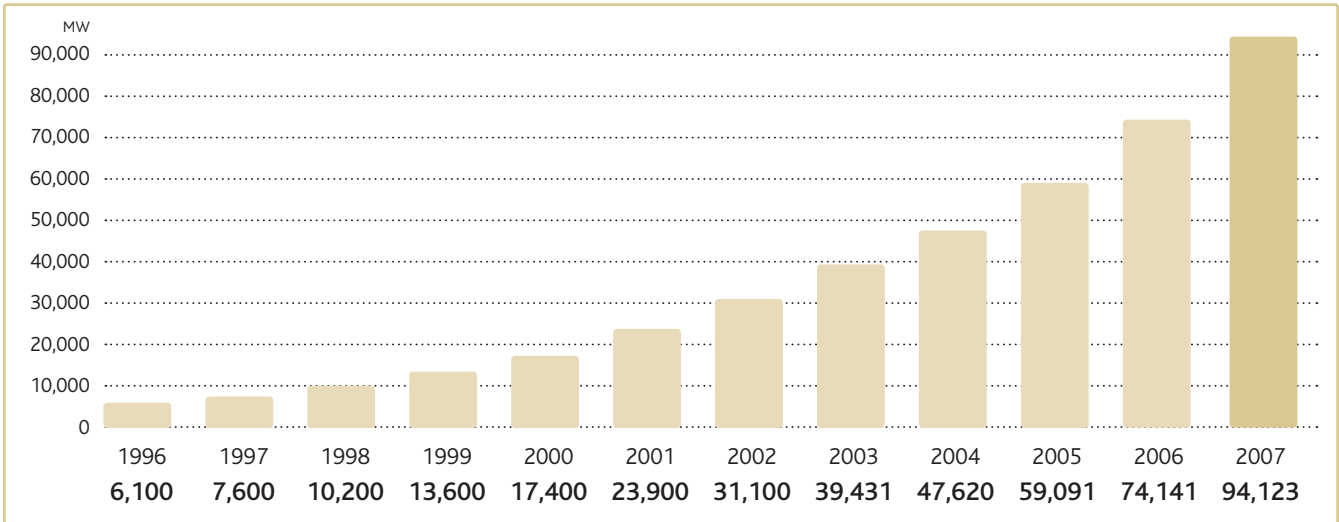
	MW	%
Germany	22,247	23.6
US	16,818	17.9
Spain	15,145	16.1
India	8,000	8.5
China	6,050	6.4
Denmark	3,125	3.3
Italy	2,726	2.9
France	2,454	2.6
UK	2,389	2.5
Portugal	2,150	2.3
Rest of world	13,019	13.8
Total top 10	81,104	86.2
Total	94,123	100.0

TOP 10 NEW CAPACITY

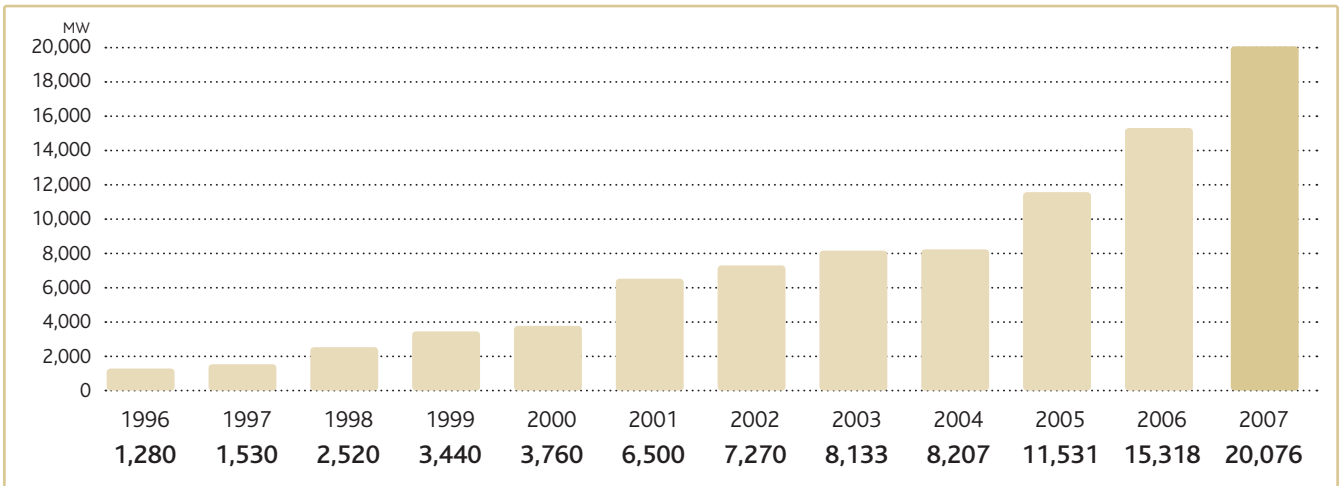


	MW	%
US	5,244	26.1
Spain	3,522	17.5
China	3,449	17.2
India	1,730	8.6
Germany	1,667	8.3
France	888	4.4
Italy	603	3.0
Portugal	434	2.2
UK	427	2.1
Canada	386	1.9
Rest of world	1,726	8.6
Total top 10	18,350	91.4
Total	20,076	100.0

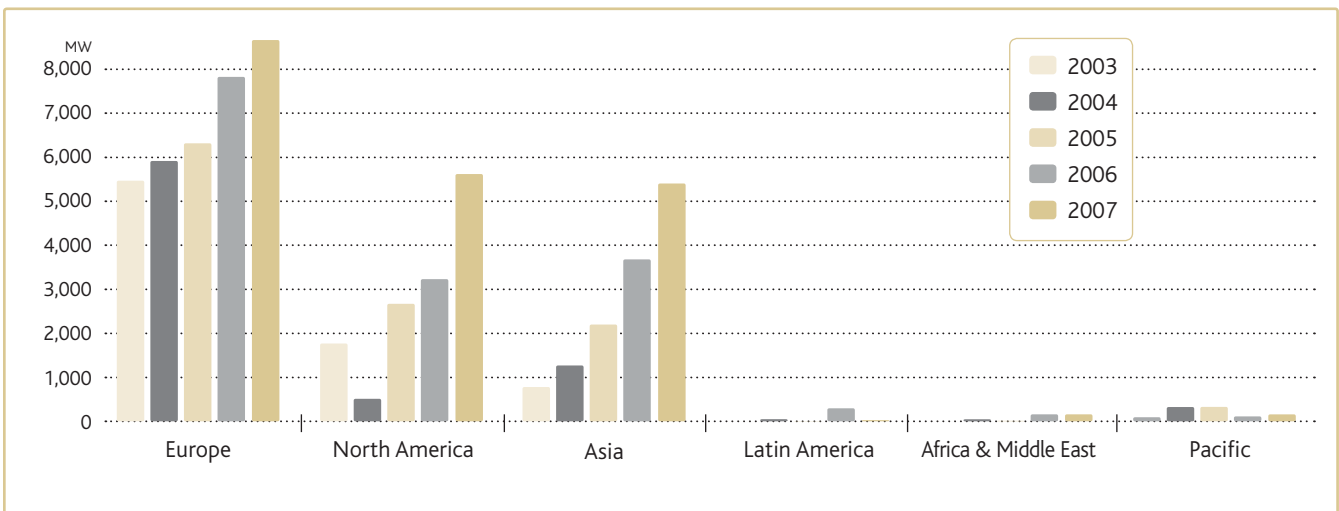
GLOBAL CUMULATIVE INSTALLED CAPACITY 1996-2007



GLOBAL ANNUAL INSTALLED CAPACITY 1996-2007



ANNUAL INSTALLED CAPACITY BY REGION 2003-2007



GLOBAL INSTALLED WIND POWER CAPACITY (MW) – REGIONAL DISTRIBUTION

		Revised end 2006	New 2007	Total end 2007
AFRICA & MIDDLE EAST	Egypt	230	80	310
	Morocco	64	60	124
	Iran	48	19	67
	Tunisia	20	0	20
	Other ¹	16	1	17
	Total	378	160	538
ASIA	India	6,270	1,730	8,000
	China	2,604	3,449	6,050
	Japan	1,394	139	1,538
	Taiwan	188	100	282
	South Korea	173	18	191
	Philippines	25	0	25
	Other ²	5	0	5
Total	10,659	5,436	16,091	
EUROPE	Germany	20,622	1,667	22,247
	Spain	11,623	3,522	15,145
	Denmark	3,136	3	3,125
	Italy	2,123	603	2,726
	France	1,567	888	2,454
	UK	1,962	427	2,389
	Portugal	1,716	434	2,150
	Netherlands	1,558	210	1,746
	Austria	965	20	982
	Greece	746	125	871
	Ireland	746	59	805
	Sweden	571	217	788
	Norway	325	8	333
	Belgium	194	93	287
	Poland	153	123	276
	Rest of Europe ³	556	263	812
	Total Europe	48,563	8,662	57,136
<i>of which EU-27⁴</i>	<i>48,069</i>	<i>8,554</i>	<i>56,535</i>	
LATIN AMERICA & CARIBBEAN	Brazil	237	10	247
	Mexico	87	0	87
	Costa Rica	74	0	74
	Caribbean (w/o Jamaica)	35	0	35
	Argentina	27	2	29
	Colombia	20	0	20
	Jamaica	20	0	20
	Chile	2	18	20
	Cuba	5	0	5
Total	507	30	537	
NORTH AMERICA	USA	11,575	5,244	16,818
	Canada	1,460	386	1,846
	Total	13,035	5,630	18,664
PACIFIC REGION	Australia	817	7	824
	New Zealand	171	151	322
	Pacific Islands	12	0	12
	Total	1,000	158	1,158
	World total	74,141	20,076	94,123

- 1 Cape Verde, Israel, Jordan, Nigeria, South Africa;
- 2 Bangladesh, Indonesia, Sri Lanka;
- 3 Bulgaria, Croatia, Cyprus, Czech Republic, Estonia, Faroe Islands, Finland, Hungary, Iceland, Latvia, Liechtenstein, Lithuania, Luxembourg, Malta, Norway, Romania, Russia, Slovakia, Slovenia, Switzerland, Ukraine;
- 4 Austria, Belgium, Bulgaria, Cyprus, Czech Republic, Denmark, Estonia, Finland, France, Germany, Greece, Hungary, Ireland, Italy, Latvia, Lithuania, Luxembourg, Malta, Netherlands, Poland, Portugal, Romania, Slovakia, Slovenia, Spain, Sweden, UK;

Please note: project decommissioning of 93 MW and rounding affect the final sums