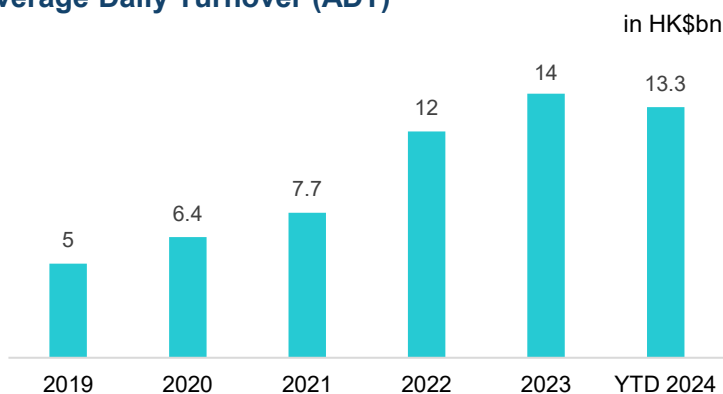


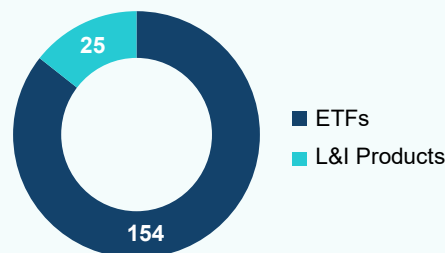
Market highlights

- 7 new ETF listings in Q1 2024:
 - CSOP FTSE US Treasury 20+ Years Index ETF (3433) listed on 10 January 2024
 - CSOP Nikkei 225 Index ETF (3153) listed on 31 January 2024
 - Boseria 20+ Year US Treasury Bond ETF (3156 / 9156 / 9107), Global X HSCEI Components Covered Call Active ETF (3416) and Global X HSI Components Covered Call Active ETF (3419) listed on 29 February 2024
 - Global X K-pop and Culture ETF (3158) and Global X India Select Top 10 ETF (3184) listed on 19 March 2024

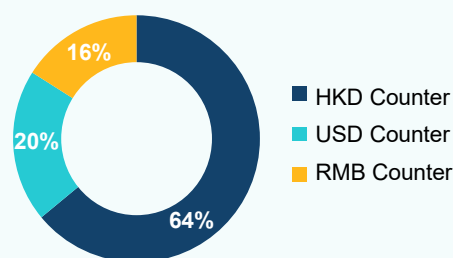
Average Daily Turnover (ADT)



Number of HKEX ETPs



Percentage of HKEX ETPs Multiple Counters

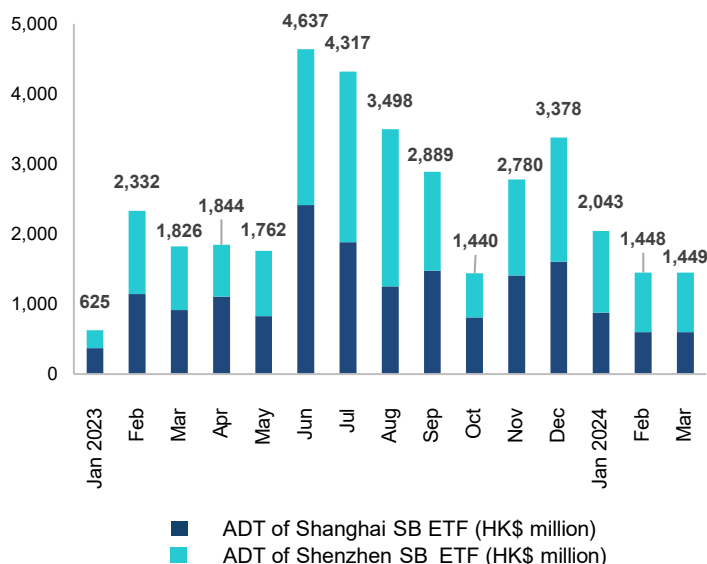


ETFs in Stock Connect

List of eligible SB ETFs

	Stock Code	Name	Market cap (HK\$bn)
1	2800	Tracker Fund of Hong Kong	123.5
2	2828	Hang Seng China Enterprises Index ETF	25.3
3	3033	CSOP Hang Seng TECH Index ETF	28.9
4	3067	iShares HS TECH ETF	9.2
5	2837	Global X Hang Seng TECH ETF	3.3
6	3032	Hang Seng TECH Index ETF	2.8
7	3088	ChinaAMC Hang Seng TECH Index ETF	2.0
8	3037	CSOP Hang Seng Index ETF	1.3

SB ETF ADT (buy + sell)



Source: HKEX, as of 31 March 2024

Newly listed products

CSOP FTSE US Treasury 20+ Years Index ETF (3433)

Investment objective

The ETF aims to track the performance of US Treasury securities with maturity greater than or equal to 20 years that are in the FTSE World Government Bond Index.

The ETF offers a new tool for investors to **gain exposure to US Treasuries**, which are traditionally perceived as risk-free, and potentially benefit from future interest rate cuts by the US Federal Reserve.

CSOP Nikkei 225 Index ETF (3153)

Investment objective

The ETF tracks the Nikkei 225 Index, which comprises 225 of the most liquid and representative stocks listed on the Prime Market of the Tokyo Stock Exchange.

The Nikkei 225 Index is recognised globally as a **key index representing Japanese stocks**. It outperformed major global markets in 2023 and climbed to a new peak in 2024.

Key information

Issuer	CSOP Asset Management Limited
Fund size as of end-Mar	US\$57.23M
Listing Date	10 Jan 2024
Benchmark	FTSE US Treasury 20+ Years Index
Trading currency	HKD
NAV as of end-Mar	HK\$76.54
Closing price as of end-Mar	HK\$76.62
Lot size	10
Ongoing charges figure	0.25%

Key information

Issuer	CSOP Asset Management Limited
Fund size as of end-Mar	JPY2.71B
Listing Date	31 Jan 2024
Benchmark	Nikkei Stock Average Index (net total return version)
Trading currency	HKD
NAV as of end-Mar	HK\$85.06
Closing price as of end-Mar	HK\$85.24
Lot size	10
Ongoing charges figure	1.4%

Newly listed products (cont'd)

Bosera 20+ Year US Treasury Bond ETF (3156 / 9156 / 9107)

Investment objective

The ETF aims to replicate as closely as possible the performance of the ICE US Treasury 20+ Year Bond Index by investing in a portfolio primarily comprised of long-term US Treasuries with remaining maturity of at least 20 years.

The ETF offers a new tool for investors to **gain exposure to US Treasuries**, which are traditionally perceived as risk-free, and potentially benefit from future interest rate cuts by the US Federal Reserve.

Key information

Issuer	Bosera Asset Management (International) Co., Limited
Fund size as of end-Mar	US\$507.35K (3156 / 9156 - distributing listed share class) US\$9.13M (9107 - accumulating listed share class)
Listing Date	29 Feb 2024
Benchmark	ICE US Treasury 20+ Year Bond Index
Trading currency	HKD / USD
NAV as of end-Mar	HK\$793.86
Closing price as of end-Mar	HK\$791.00
Lot size	1
Ongoing charges figure	0.3%

Global X HSCEI Components Covered Call Active ETF (3416)

Investment objective

The ETF aims to generate income by primarily investing in HSCEI constituent stocks and selling HSCEI call options to receive premium from the purchaser of call options.

The ETF is one of Hong Kong's first covered call ETFs offering investors an accessible, capital-efficient way to **incorporate income-generating option strategies** into their portfolios.

Key information

Issuer	Mirae Asset Global Investments (Hong Kong) Limited
Fund size as of end-Mar	HK\$20.19M
Listing Date	29 Feb 2024
Benchmark	-
Trading currency	HKD
NAV as of end-Mar	HK\$10.10
Closing price as of end-Mar	HK\$10.12
Lot size	500
Ongoing charges figure	0.75%

Global X HSI Components Covered Call Active ETF (3419)

Investment objective

The ETF aims to generate income by primarily investing in HSI constituent stocks and selling HSI call options to receive premium from the purchaser of call options.

The ETF is one of Hong Kong's first covered call ETFs offering investors an accessible, capital-efficient way to **incorporate income-generating option strategies** into their portfolios.

Key information

Issuer	Mirae Asset Global Investments (Hong Kong) Limited
Fund size as of end-Mar	HK\$19.96M
Listing Date	29 Feb 2024
Benchmark	-
Trading currency	HKD
NAV as of end-Mar	HK\$9.98
Closing price as of end-Mar	HK\$10.01
Lot size	500
Ongoing charges figure	0.75%

Newly listed products (cont'd)

Global X K-pop and Culture ETF (3158)

Investment objective

The underlying index of this ETF aims to track the performance of South Korean companies that represent key economic industries associated with the global popularity of Korean culture.

The ETF offers investment opportunities in the dynamic world of K-pop and Korean culture, with its **global reach, cultural influence**, cross-industry synergies, and the rise of K-dramas and movies.

Global X India Select Top 10 ETF (3184)

Investment objective

The ETF seeks to track the performance of the 10 largest companies listed on the Bombay Stock Exchange from various sectors, including technology, finance, and consumer goods.

The ETF offers investment opportunities in **India's dynamic and growing equity market** and benefit from the economic growth of the world's most populous country.

Key information

Issuer	Mirae Asset Global Investments (Hong Kong) Limited
Fund size as of end-Mar	KRW1.86B
Listing Date	19 Mar 2024
Benchmark	Solactive K-pop and Culture Index
Trading currency	HKD
NAV as of end-Mar	HK\$61.67
Closing price as of end-Mar	HK\$61.82
Lot size	50
Ongoing charges figure	0.68%

Key information

Issuer	Mirae Asset Global Investments (Hong Kong) Limited
Fund size as of end-Mar	US\$1.63M
Listing Date	19 Mar 2024
Benchmark	Mirae Asset India Select Top 10 Index
Trading currency	HKD
NAV as of end-Mar	HK\$54.35
Closing price as of end-Mar	HK\$54.30
Lot size	50
Ongoing charges figure	0.68%

ETF performance

10 best performing ETPs in Q1 2024

	Stock Code	Name	Quarterly Return (%)
1	3135	Samsung Bitcoin Futures Active ETF	61.43
2	3066	CSOP Bitcoin Futures ETF	60.88
3	3068	CSOP Ether Futures ETF	46.79
4	3056	Pando Innovation ETF	28.69
5	3132	Samsung Bloomberg Global Semiconductor ETF	24.71
6	3160	ChinaAMC MSCI Japan Hedged to USD ETF	19.77
7	3171	Samsung Blockchain Technologies ETF	17.47
8	3422	Global X Innovative Bluechip Top 10 ETF	15.64
9	3006	Global X Metaverse Theme Active ETF	14.81
10	2814	Samsung NYSE FANG+ ETF	14.42

3 best single-day returns in L&I products in Q1 2024

	Stock Code	Name	Date	Single-Day Change (%)
1	7226	CSOP Hang Seng TECH Index Daily (2x) Leveraged Product	06/02/2024	14.11
2	7234	Bosera SZSE ChiNext Daily (2x) Leveraged Product	06/02/2024	13.84
3	7252	CSOP CSI Brokerage Index Daily (2x) Leveraged Product	06/02/2024	12.56

HKEX ETP
website



HKEX ETP
tax calculator



HKEX ETP
education & resources



Note

- Financial figures are expressed in Hong Kong dollars. L&I stands for Leveraged and Inverse.
- ETF and L&I Product Market Perspective covers all ETFs and L&I Products listed on HKEX's securities market. Multiple counters of an ETF / L&I Product are counted as one ETF / L&I Product. Performance statistics cover all listed ETFs and are based on the closing prices. For ETFs with multiple counters, only the performance of the Hong Kong dollar counter is included. All data are as of quarter end.
- Past performance is not an indicator for future performance.
- Due to rounding, numbers presented in this document may not add up precisely to the totals provided.

Disclaimer

The information contained in this document is for general informational purposes only and does not constitute an offer, solicitation or recommendation to buy or sell any securities or to provide any investment advice or service of any kind. HKEX and/or its subsidiaries endeavour to ensure the accuracy and reliability of the information provided, but do not guarantee its accuracy and reliability and accept no liability (whether in tort or contract or otherwise) for any loss or damage arising from any inaccuracy or omission or from any decision, action or non-action based on or in reliance upon information contained in this document.

Hong Kong Exchanges and Clearing Limited

8/F, Two Exchange Square, 8 Connaught Place, Central, Hong Kong
info@hkex.com.hk (t) +852 2522 1122 | (f) +852 2295 3106 hkexgroup.com | hkex.com.hk
ETFs@hkex.com.hk | LIProducts@hkex.com.hk | hkex.com.hk/ETP

